



BOWLS
SA

Bowls SA Annual Report

2023 - 2024



Contents

4	A Word From The President
7	A Word From The CEO
8	Our Strategic Plan
9	Bowls SA Governance
10-11	Bowls SA Staff
12-15	Committee Updates
16-21	Bowls SA Statistics
22	Our Sponsors & Partners
23	Our Volunteers
24-25	Bowls SA Award Winners
26-27	Member Clubs
28-29	Life Members & Hall of Fame
32-43	Pennant Winners
44-47	Events
48-49	High Performance
50-51	State Sides
52-53	National Event Winners
54-61	Financial Report
62	Auditor Report
63	Governance Report
64	Thank You

A word from the President

It has been a year of significant growth, development, collaboration, and stability for Bowls SA.



After addressing essential administrative tasks, now under-pinned by two robust committees – Governance, led by Des Button, and Finance Risk and Audit, led by Paul Zerella – the organisation’s attention over the past year has shifted towards the core aspects of its operations, the ‘game’, our member clubs, and membership.

While there will always be people who have differing opinions, Bowls SA, led by the dedicated Board, is fully committed to prioritising the needs of each and every member. Our goal is to ensure that every member receives maximum satisfaction and benefit from their participation in the sport they love.

In September of last year, the Board officially approved the appointment of long-time staff member Lou McDermott as the CEO.

Since then, Lou has successfully built a small yet highly dedicated team, and I am incredibly proud of their hard work and dedication, especially considering the substantial workload they manage. I want to express my sincere gratitude on your behalf.

The staff members consistently go above and beyond to ensure the smooth day-to-day operations of our game for our members and provide unwavering support to our clubs, even in the face of challenges.

In line with our strategic plan “more people playing more bowls more often”, we have been working towards increasing the number of participants in lawn bowls. We are pleased to report that there has been a significant rise in participation numbers across both the Country Carnival and State Events.

Specifically, the men’s registrations have reached a total of 1880, while the women’s registrations have totalled 810. We would like to extend our heartfelt congratulations to all the individuals who took part, made it to the finals, and emerged as champions. Your dedication and passion for the sport are truly commendable and inspiring.

Congratulations also to our clubs that earned a pennant and or promotion and on the national level, our State representatives. Well, done.

To all the selfless volunteers who generously give their time and effort to support our club’s and the delivery of the game, please know that your contributions are truly invaluable and deeply appreciated. Thank you from the bottom of our hearts.

In May, we had the honor of celebrating the exceptional accomplishments of our champions, clubs, and volunteers at the Bowls SA Awards Night. This special evening was made even more memorable with the recognition of two legends of the game. We extend our warmest congratulations to Sandy Wallace, who was awarded Bowls SA Life Membership, and to Wayne Ruediger, who was rightfully inducted into the Bowls SA Hall of Fame.

As I mentioned last year, the challenges faced by many of our clubs intensifies for many and varied reasons. The Board and staff are committed to supporting our clubs and we are only a phone call away.

My best wishes to you all.

Tim Dodds
President





A word from the CEO

On behalf of the staff of Bowls SA, I am pleased to present my first report as CEO. As we look back on the past 12 months, it's been quite a year.

The previous year has undoubtedly been one of progression for the organisation as we continue to deliver our strategic priorities, connecting more people to bowls in more ways more often. Whilst progress can be challenging and takes time, we have worked extremely hard behind the scenes to ensure the organisation is well placed for the future.

We have devoted significant effort to cultivating good governance and operational practices while re-alignment of our finances and resources so that we can better report on each of our events and programs and how they are performing. Whilst a lot of the work is not visible externally, it's an important piece of work to guarantee the organisation is running effectively.

From the grassroots to the elite level, we can reflect on a remarkable and transformative year for Bowls in South Australia. There's both much to celebrate and a huge passion to grow our sport even further through more participants, greater engagement in coaching and officiating and a generally thriving bowls community.

Throughout the 23/24 year, our event calendar was especially significant, marked by an increase in event

registrations and the subsequent elevation in the number of spectators across all events. The Country Carnival, our stellar event, continued to thrive, and State Finals Week in May was a resounding success. Congratulations to all the winners of our state events this year. A high standard of bowls was displayed, with fierce competition evident at all our state events.

Marketing media continues to be fundamental to growing the profile of lawn bowls. We have seen a significant increase in website and Facebook traffic, and our livestreaming has surpassed all expectations.

Our streaming platform enables those who can't be at our events to have a box seat. With our partnership with Spacequake, the standard of cameras used provides the highest quality broadcast, with the commentary to match.

To our committees, host venues, and all volunteers across the state. Your dedication, teamwork, and sense of pride in our sport do not go unnoticed. You are the backbone of bowls, and your contribution is greatly valued and appreciated.



I would like to express my gratitude to the board of Bowls SA for their support of the staff over the past 12 months and for their ongoing commitment and enthusiasm to the growth and development of the sport and brand of Bowls in South Australia.

Finally, I extend my deepest appreciation to the incredible staff of Bowls SA. We have a very passionate and capable team who are leading bowls into new territory in how we work with and support the bowls community.

Your unwavering commitment to the growth and success of our members and member clubs is truly commendable. Your tireless work is of an incredibly high standard and something that we are all proud of. I thank you, Isaac, Lucy, Michaela, Anna, and Kerry, for your dedication and commitment.

To all of our members, we wish you every success for the coming year and thank you for your continuing commitment to the sport we all love.

Lou McDermott
CEO

Our Strategic Plan

Connecting more people to bowls in more ways more often.

This strategic plan provides the blueprint for how Bowls South Australia will collaborate with our member clubs and other key partners to achieve our vision and purpose.

Our vision for bowls in SA: For all South Australians to connect with bowls during their lifetime.

Bowls South Australia's purpose: To future proof bowls in South Australia by empowering our member clubs to connect more people to bowls in more ways, more often.

Our positioning: Strong clubs = strong future. We recognise that strong clubs are the key to the positive future of bowls in South Australia.

Our values: Our shared values define our character and guide how we behave when it matters most as we work together to do what is best for the future of bowls.

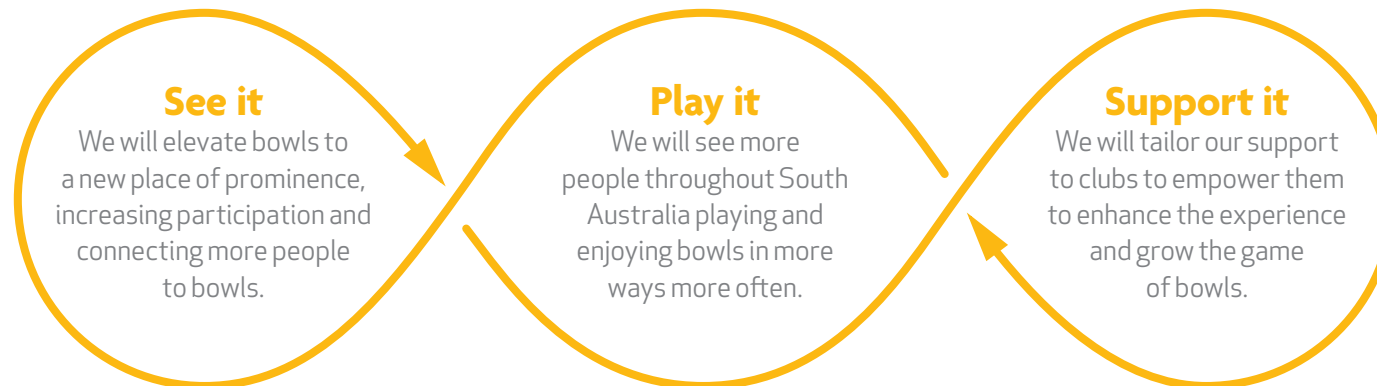
Care: We passionately care about the future of bowls and all our member clubs.

Accountability: We do what we say we will do, when we say we will do it.

Respect: We value all stakeholders within the bowls community and what they can bring to the future of our sport.

Excellence: We embrace change, have a growth mindset and strive to be better tomorrow than we are today.

What is most important to us: Our strategic priorities



Our practices for the future

Governance & operating models: Our governance, leadership, financial and operating models are strongly positioned to support our organisation's future.

Insights: We collect, analyse and share high quality information in order to make evidence-based decisions for the future of bowls in South Australia.

Communication:

We regularly and honestly communicate with all current and potential members of the South Australian bowls community.

People & culture: We attract, develop, support and retain the people and partnerships needed to effectively deliver our Strategic Plan.

Imagination: As a bowls community we are committed to innovation and new ideas, transforming the way people connect with bowls in positive ways.

Technology: We embrace new technologies and systems to deliver improved services and support to the South Australian bowls community.

Bowls SA Governance

Board of Directors



Tim Dodds
President



Karen Gatto
Director



Kay Matthias
Director



Graham Houston
Director



Isidoro Belluzzo
Director



Pia Bentick
Independent Director



Ian James
Independent Director

Liv Piper
Director until December 2023

Committees

Governance

Des Button (Chair)
Issy Belluzo
Pia Bentick
Rod Ettridge
Tim Dodds (Ex-Officio)

Appointments

Patron: Mr Rod Bunten
Solicitor: Anthony Kerin
LLB, GDLP
Auditor: Thnk Advisory

Finance Risk & Audit

Paul Zerrella (Chair)
Kay Matthias
Tim Dodds (Ex-Officio)

Hall of Fame & Life Member

Sandy Wallace (Chair)
Andrew Smith
David Stockham
Tim Dodds (Ex-Officio)

Nominations

Tim Dodds (Chair)
Karen Gatto
Kay Matthias
Pia Bentick

Officials

Sandy Wallace (Chair)
Brian Leckie
Dianne Milner
Ian Graetz
Joan Prosser
Rob McKeown
Vic Culbertson
Tim Dodds (Ex-Officio)

State Events Committee

John Glistak (Chair)
Raelene Heitmann
Ian James
Jackie Field
Greg Miller
Geoff Brand
Jo Marslen

Cathryn Greenslade
Steve Franks
Isaac Trenorden
Tim Dodds (Ex-Officio)

Region State Event Managers

Region 1: Neil Watts & Kathy Brooks
Region 2: Phil Spiers & Annettee Rowntree
Region 3: Geoff Brand & Barbara Griffin
Region 4: Ian Graetz & Jo Marslen
Region 5: Ray Hetzel & Di Eatts
Region 6: Greg Miller & Helen Lindner
Region 7: Brian Patterson & Margaret Borlase
Region 8: David Lamond & Cathryn Greenslade

Bowls SA Staff



Louise McDermott
Chief Executive Officer
Full Time

Role includes:

- Carry out strategy on behalf of the Board
 - Governance and structure
 - Stakeholder relations
 - Oversee operations
- Financial, tax, and risk management
 - HR



Isaac Trenorden
Manager Bowls Operations
Full Time

Role includes:

- Bowls strategy development
- Relationships - Local Government & stakeholders
 - Oversee State Events
- Oversee participation in events and programs
- Oversee high performance events and programs
- Oversee coach and player pathways and development opportunities



Lucy Tiller
Programs & Participation Co-ordinator
Full Time

Role includes:

- High performance
- Participation programs
- Coach development and support
- Education and training



Kerry Thompson

Marketing & Communications Officer
0.7FTE

Role includes:

- Communications
- Digital media
- Website
- Social media interaction
- Internal and external communications



Michaela Massey

Membership & Administration Officer
0.8 FTE

Role includes:

- Event support
- BowlsLink training and support
- Education and training
- Club and member support
- General office support



Anna Byrne

Membership & Administration Officer
Casual

Role includes:

- Membership and admin support
- Executive support
- Office management
- BowlsLink support
- Club grants and funding

Taylor Dabinett

High Performance Officer until
December 2023.

Committee Updates

Governance Committee

Des Button (Chair)
Issy Belluzzo

Pia Bentick
Rod Ettridge

Tim Dodds (Ex Officio)

A quieter year for meetings in last year but still plenty of work with the upgrades to Club Model Constitution and submitting to Consumer & Business Affairs before placing on web site.

Upgrade of Weather/Temp policy to create one policy for all events under Bowls SA control.

A model constitution for Associations was revisited and is now available.

Smoking policy reviewed to now include vaping as a controlled activity.

Checks on Nation Integrity Framework policies and their future implications for clubs/associations etc.

With many clubs and associations opting to review or adopt new constitutions there has been numerous requests for Bowls SA to review these before submitting to their club members.

Most have been using the model on website and making the adjustments necessary to suit their individual needs.

It is hoped that shortly we may be able to publish a Q & A paper with the most frequently asked and answered questions.

Des Button
Chair

Finance, Risk & Audit Committee

Paul Zerella (Chair)

Kay Matthias

Tim Dodds (Ex Officio)

After some extremely challenging years, we are pleased to report that a return to the Associations "core business" has seen a \$340k improvement to the P&L compared to 2022/23. I'm sure we would all agree that this level of turnaround does not happen by accident and requires a focused approach from all members of management, who I would like to thank for their efforts.

While there was significant improvement in a number of areas over the past year and I would like to point out some of the most pleasing.

The most significant improvement was in Salaries, Wages and Superannuation, which saw a reduction of \$122k. There was also a reduction in external Marketing costs of \$31k.

This improvement was achieved with a total restructure of the management and administration team, and importantly achieved with no loss of service or assistance to the Bowls community.

The Managed Investment Portfolio saw an annual net improvement of \$60k, reaching a total value of \$700k.

This is a \$300k/75% gain on the \$400k investment that occurred in the second half of 2018. On behalf of BSA, I would like to thank George Wright of HLB Mann Judd for his ongoing advice and assistance over the last six years. The net assets of the Association improved by \$152k over the financial year.

Revenue increased by \$151k, of which \$86k was due to the new sliding scale model of affiliation. Now that the Association's finances have been stabilized, it is hoped that this level of increase will not be required in the future. It should be noted that of the \$86k increase, \$30k of this was paid to Bowls Australia.

While the 2023/24 surplus is a welcomed improvement over the previous year's loss, Management is working towards an operational breakeven position in 2024/25, with any gains from investments to be used to insulate Bowls in SA from the inevitable future headwinds.

Paul Zerella
Chair





**A SOCIAL BOWL?
THAT'S HOW
WE ROLL.**



NIGHT OWLS
SOCIAL LAWN BOWLS

LEARN MORE: ENQUIRE WITHIN OR ONLINE

Committee Updates

State Event Committee

**John Glistak,
Jackie Field,**

**Raelene Heitmann,
Ian James, Jo Marslen,**

**Cathryn Greenslade,
Greg Miller, Geoff Brand**

The State Event Committee has had an active year with meetings conducted regularly, some using ZOOM.

As Chair of the Committee, comprising of fellow members, Jackie Field, Ian James (Over 60s), Raelene Heitmann (Over 60s), Greg Miller (RSEM), Geoff Brand (RSEM), Cath Greenslade (RSEM), Jo Marslen (RSEM), Steve Franks (MBA), and Bowls SA staff Isaac Trenorden, we have been engaged in improving our State Events and the Conditions of Play associated with these Events based upon feedback received from players, Regional State Event Managers and Associations, alike.

This has been the first year that two Female and two Male State Event Managers have featured directly on this Committee. Their input has been inciteful and very welcome.

Preparing a State Event Calendar is a challenge with many factors impinging upon the timing of certain State Events e.g., National Events. In addition, the impact of the State Event Calendar upon our local Clubs, their members, and their scheduled tournaments must also be considered.

For these reasons, the State Event Calendar continues to be tweaked from one season to the next as the Committee strives to deliver the most appropriate State Event schedule for all participating bowlers e.g. scheduling a Finals Week for the respective State Events towards the end of the 2023-2024 Bowls season.

Looking at the 2023-2024 season, a total of 1,272 entries were received for the five State Events, an increase of 8 entries from the previous season. Country Regions, again, contributed 56% of the total entries received with approximately 18% and 29% of those entries, respectively, coming from Region 4 (North Eastern) and Region 8 (Lower North).

So, the work continues

**John Glistak
Chair**

Officiating Committee

**Sandy Wallace
(Chair)**

**Joan Prosser
Di Milner**

**Vic Culbertson
Brian Leckie**

**Ian Graetz
Rob Mckeown**

As stated in the previous annual report, Bowls SA made a commitment to the membership to maintain, improve and grow the officiating numbers throughout the state. With the initiative of the Officiating Committee and the funding and organising support from Bowls SA we were able to achieve our goal to the benefit of many bowlers, officials and in general the regions within the state.

We were fortunate to have the experience of Bob Carlson from Victoria who is Co-Chair of the Victorian Officiating and Laws Committee, and a member of NOAG (National Officiating Advisory Group).

Bob has trained many umpires to go on and become Presenters and Assessors. He spent two days at Bowls SA training, Teaching and guiding the twenty officials who participated in the course.

The end result being ten new Presenters and Assessors from both the country and metropolitan areas. He also provided training and his expertise to members of the officiating committee in the actioning of the requirements required to re-accredit the current ten Presenters and Assessors present.

The success of these two days cannot be understated. Throughout the state

our new P & A's under the guidance of experienced P & A's have been put through their final paces.

Finally the committee is very keen to have revision sessions for umpires in all associations and regions throughout the State in the next twelve months. This is envisaged as an informal get together for umpires to discuss officiating.

This has been tried in some areas and has proved to be successful and has been a good sounding ground for problems and issues that occur during the season. We believe this will also go towards keeping officiating at the level that is expected.

I wish to thank the committee for their efforts throughout the season.

Our current officiating numbers for the season:

Markers 103

Measurers 337

Umpires 983

(includes reaccreditation Umpires)

Bowls SA thank all the members who volunteered as officials at the many events held, your assistance is always appreciated.

**Sandy Wallace
Chair**

See It

Strategic Priority 1

TOTAL SOCIAL MEDIA REACH

683.4k

TOTAL SOCIAL MEDIA FOLLOWING

↑ 18%

MOST VIRAL VIDEO REACH

141K

BOWLS SA VIDEO CONTENT VIEWS

521.2K

BOWLS SA FACEBOOK TOTAL REACH

↑ 157%

AVERAGE LIVESTREAM VIEWS

23.1K

MOST PLAYED INDIVIDUAL LIVESTREAM

45.5K

OUR SOCIAL FOLLOWING



Bowls SA
15.8k Followers



Night Owls Social Lawn Bowls
512 Followers



Night Owls Social Lawn Bowls
1.4k Followers



Bowls SA
212 Followers



Bowls SA
507 Followers

Bowls SA Facebook Followers by Gender and Age;



OUR SOCIALS OVERVIEW

We have made significant improvements across all social media channels including our website which connects our news articles to the Bowls Now app viewed across Australia. Facebook remains our most popular platform and one of our most used communication tools to share news, competitions and livestreams.



See It

Strategic Priority 1

BOWLSLINK EMAIL CAMPAIGNS

119

BOWLSLINK CAMPAIGNS RECEIVED

227K

EMAIL CAMPAIGN OPEN RATE

53.2%

INDUSTRY STANDARD OPEN RATE (HUBSPOT)

36.4%

BOWLS SA SCORECADS PRODUCED

245K

CLUBS WITH A FACEBOOK PAGE

138

All major Bowls SA events have branded and aligned logos to create greater brand recognition of Bowls SA events. All logos feature the contemporary  (BSA) logo.



Bowls SA donated 100 Night Owls branded promotional corflutes to clubs across the state.



Play It

Strategic Priority 2

TOTAL STATE EVENT INDIVIDUAL PARTICIPANTS

1542

STATE EVENT GROWTH

5.09%

TOTAL COUNTRY CARNIVAL PARTICIPANTS

1099

COUNTRY CARNIVAL GROWTH

6.9%

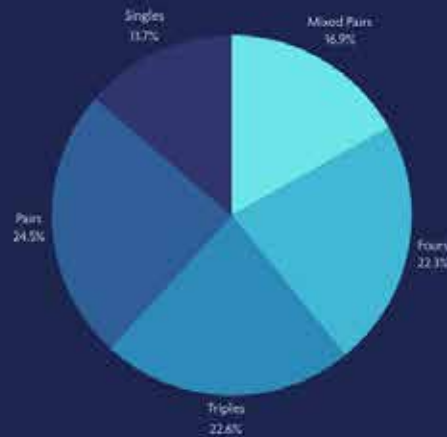
OFFICIALS VOLUNTEERED AT BOWLS SA EVENTS

552

TOTAL CLUBS UTILISED FOR BOWLS SA EVENTS

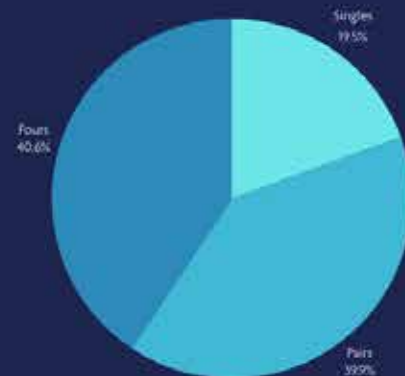
81

STATE EVENT PARTICIPATION BY DISCIPLINE



Teams registered multiplied by participants per team, as a percentage of total participants.

COUNTRY CARNIVAL PARTICIPATION BY DISCIPLINE



Teams registered multiplied by participants per team, as a percentage of total participants.

The Eyre Peninsula held their first state events in recent years. Congratulations to everyone involved.



Play It

Strategic Priority 2

PENNANT MATCHES PLAYED

13,560

PENNANT WINNERS

76

CLUB TOURNAMENTS PLAYED

574*

TOTAL PRIZEMONEY FROM CLUB TOURNAMENTS

\$652,800*

TOTAL NIGHT OWLS PARTICIPANTS

17,500*

TOTAL STUDENT PARTICIPATION

7100*

INTER-SCHOOL CHALLENGE PARTICIPANTS

57

Bowls SA conducted an end of year survey where 132 clubs submitted key information about their memberships, finances and other details. This information has created a great base of Key Performance Indicators for the sport in South Australia that all clubs can strive towards increasing year on year.

Bowls SA ran the first Para Pairs competition this season with 18 classified individuals coming together to compete in this inaugural event. Additionally, the all new Inter-School Challenge saw 57 students take the bowling green.

1 of 13,560 pennant matches below;



*the figure presents an average range from responses.

Support It

Strategic Priority 3

GRANT MONEY RECEIVED BY CLUBS

\$1,317,298*

GRANT MONEY COMPARED TO LAST FY

↑ 32.25%*

CLUBS USING A BUSINESS/STRATEGIC PLAN

114

UPDATED CLUB CONSTITUTION

39

BOWLS SA PHONE CALLS

2572

TOTAL FREE BOWLSLINK CLUB WEBSITES

52

BOWLS SA COMMITTEE MEETINGS HELD

27

TOTAL NEW OFFICIALS ACCREDITED IN 2023/24

288

TOTAL NEW COACHES ACCREDITED IN 2023/24

97

BOWLSLINK TRAINING ATTENDEES

153

In conjunction with Bowls Australia, Bowls SA accredited 25 Presentors and Assessors.



Support It

Strategic Priority 3

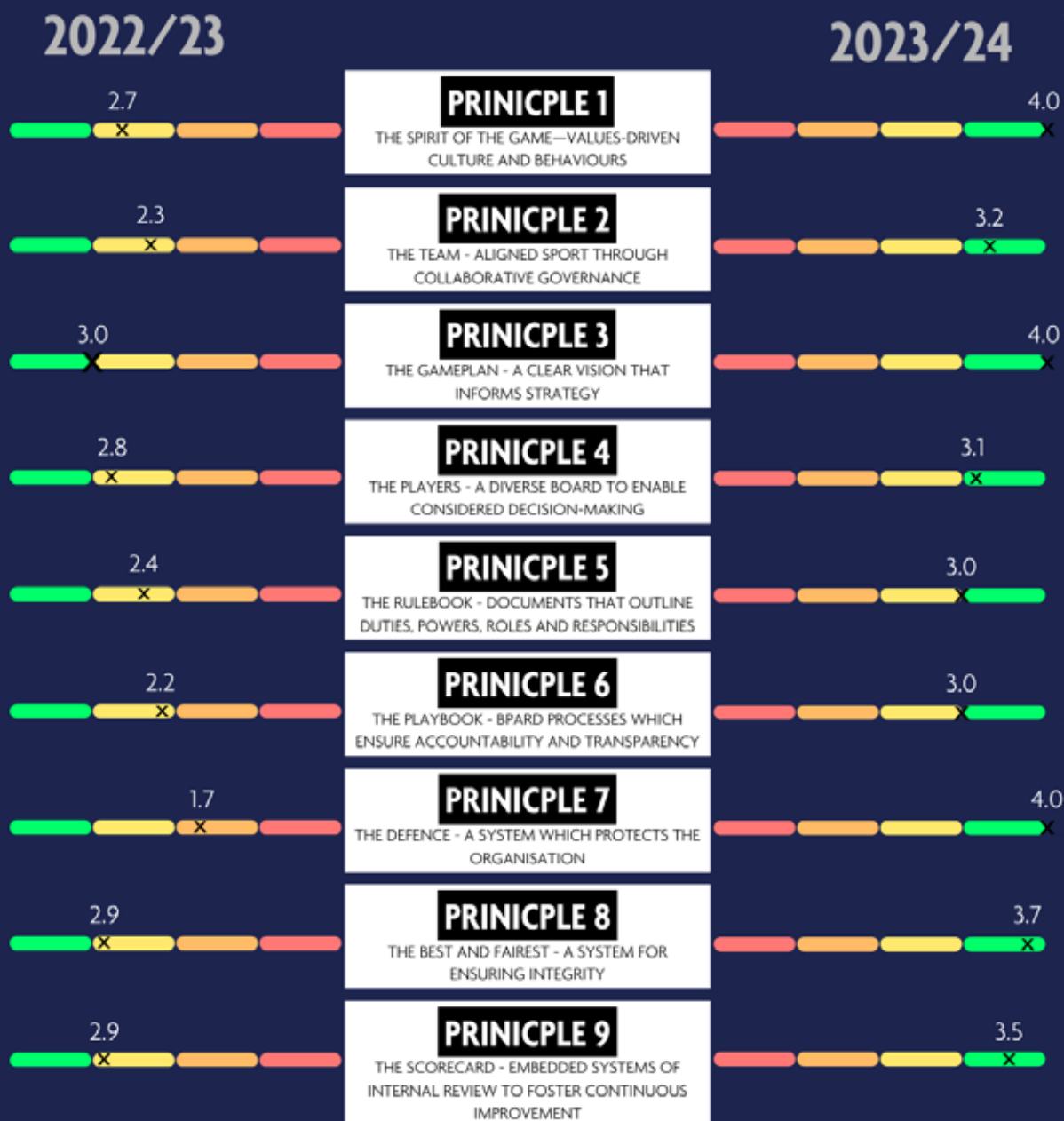
A key priority for the Australian Sports Commission is to measure all sports governance maturity in line with the Nine Sports Governance Principles. As part of the annual governance performance cycle, Bowls SA Board of Directors are required to provide an overview of their performance, through a Sports Governance Standards self-assessment.

Bowls SA has addressed a number of items within its Governance OE plan over the past twelve months including:

- ✓ Review and updating of the Bowls SA Board Charter.
- ✓ Formal review of the Directors Code of Conduct (within Bowls SA Board Charter), including publication to the Bowls SA website.
- ✓ Commencement of a board evaluation process and schedules annual evaluation in board calendar.
- ✓ Additional content within the Annual Report to reflect key governance outcomes.



Australian Government
Australian Sports Commission



Our Sponsors & Partners

Bowls SA would like to thank our Partners and Sponsors for their support this season.



Our Volunteers

Bowls SA extends its heartfelt gratitude to host member club's dedicated volunteers, who generously contribute their time and effort.

We sincerely appreciate your invaluable support. The time and effort you contribute is immense and we thank you for the dedication and devotion that you give to our sport of lawn bowls.

Bowls in this state would not achieve the remarkable success it does year after year, without you.



Bowls SA Award Winners



Volunteer of the Year:
Ulli Kruse
Kensington Marryatville
Bowling Club



Administrator of the Year:
Jo Marslen
Barossa & Light
Bowling Association



Para State Rep of the Year:
Chris Flavel
Lockleys Bowling Club



**Over 60's Women's
State Rep of the Year:**
Beth Quinlan
Ascot Park Bowling Club



**Over 60's Men's
State Rep of the Year:**
Daryl Steinwedel
Kingscote Bowling Club



Women's State Rep of the Year:
Renata Callisto
Goolwa Bowling Club



Men's State Rep of the Year:
Nathan Black
Holdfast Bay Bowling Club



Under 18 Girl's Player of the Year:
Anda Panchawat
Brighton Bowling Club



Under 18 Boy's Player of the Year:
Kobe Jarman
Adelaide Bowling Club



**Women's Country Carnival
Player of the Year:**
Michelle Barrett & Judy Bell
Kingscote Bowling Club



**Men's Country Carnival
Player of the Year:**
Jono Voigt
Angaston Bowling Club



**Women's State Event
Player of the Year:**
Karen Gatto
West Lakes Bowling Club



Men's State Event Player of the Year:
Craig Mills
Edwardstown Bowling Club



Official of the Year:
Penny McCarthy
Ardrossan Bowling Club



Volunteer Green Keeper of the Year:
Jack Simmons
Ardrossan Bowling Club



Media Recognition Award:
Peter Lawson
Colonel Light Gardens Bowling Club

Bowls SA Award Winners



Small Club of the Year:
Wilmington Bowling Club



Large Club of the Year:
Hawthorn Bowling Club



Community Spirit Award:
Wallaroo Bowling Club



Member Clubs

We value all our clubs and the fundamental role they play in delivering bowls across South Australia



BOWLS
SA

Adelaide Bowling Club
Adelaide High OS Bowling Club
Adelaide Oval Bowling Club
Aldinga Bay Bowling Club
Alford Bowling Club
Angaston Bowling Club
Ardrossan Bowling Club
Arno Bay District Bowling Club
Arthurton Bowling Club
Ascot Park Bowling Club
Auburn Bowling Club
B.H.A.S. Bowling Club
Balaklava Bowling Club
Barmera Bowling Club
Beachport Bowling Club
Beaumont Bowling Club
Berri Bowling Club
Birchmore Bowling Club
Blackwood Bowling Club
Blanchetown Bowling Club
Blyth Bowling Club
Booborowie Bowling Club
Booleroo Centre Bowling Club
Bordertown Bowling Club
Brighton Bowling Club
Brinkworth Bowling Club
Burra Bowling Club
Bute Bowling Club
Cadell Bowling Club

Caltowie Bowling Club
Ceduna & Dist Bowling Club
Christies Beach Bowling Club
Clare Bowling Club
Clarence Gardens Bowling Club
Clarendon Bowling Club
Clearview Bowling Club
Cleve & Dist Bowling Club
Coffin Bay Bowling Club
Colonel Light Gardens Bowling Club
Coonalpyn Bowling Club
Cowell & District Bowling Club
Croydon Bowling Club
Crystal Brook Bowling Club
Cummins Bowling Club
Curramulka Bowling Club
Edithburgh RSL Bowling Club
Edwardstown Bowling Club
Encounter Bay Bowling Club
ETSA Bowling & Croquet Club
Eudunda Bowling Club
Frances Bowling Club
Freeling Bowling Club
Gawler Bowling Club
Georgetown Memorial Bowling Club
Geranium & District Bowling Club
Gladstone Bowling Club
Glenelg Bowling Club

Goolwa Bowling Club
Grange Bowling Club
Gulnare Bowling Club
Gumeracha District Bowling Club
Hahndorf Bowling Club
Hallett Bowling Club
Hamley Bridge Bowling Club
Happy Valley Bowling Club
Hawker Bowling Club
Hawthorn Bowling Club
Henley Bowling Club
Holdfast Bay Bowling Club
Hope Valley Bowling Club
Jamestown Bowling Club
Jervois Bowling Club
Kadina Bowling Club
Kalangadoo Bowling Club
Kapunda Bowling Club
Karoonda & Dist Bowling Club
Keith Bowling Club
Kensington/Marryatville Bowling Club
Kimba Bowling Club
Kingscote Bowling Club
Kingston SE Bowling Club
Kirtton Bowling Club
Koolunga Bowling Club
Lameroo Bowling Club
Langhorne Creek Bowling Club

Laura Bowling Club
Lenswood Bowling Club
Lobethal Bowling Club
Lock Bowling Club
Lockleys Bowling Club
Loxton Dist Bowling Club
Loxton RSL & Dist Bowling Club
Lucindale War Memorial Bowling Club
Lyndoch & Districts Bowling Club
Lyrup Bowling Club
Maitland Bowling Club
Mallala Bowling Club
Mannum Bowling Club
Marion Bowling Club
Marion RSL Bowling Club
McLaren Vale Dist Bowling Club
Meadows Bowling Club
Melrose Memorial Bowling Club
Meningie Bowling Club
Milang Bowling Club
Millicent Bowling Club
Millswood Bowling Club
Minlaton Bowling Club
Minnipa Bowling Club
Mintaro Bowling Club
Modbury Bowling Club
Monash Bowling Club
Moonta Memorial Park Bowling

Moorook Bowling Club
Morgan Bowling Club
Morphett Vale Memorial Bowling Club
Mount Barker Bowling Club
Mount Gambier Bowling Club
Mount Gambier RSL & District Bowling Club
Mount Pleasant Bowling Club
Mundoora Bowling Club
Mundulla Bowling Club
Murray Bridge Bowling Club
Murray Bridge RSL Bowling Club
Murrayville & RSL Bowling Club
Myponga Bowling Club
Naracoorte Bowling Club
Naracoorte RSL & District Bowling Club
North Broken Hill Bowling Club
Novar Gardens Bowling Club
Nuriootpa Bowling Club
Oakbank Bowling Club
Orroroo Bowling Club
Owen Bowling Club
Padthaway Bowling Club
Para Hills Bowling Club
Parilla Bowling Club
Parndana Bowling Club
Paskeville Bowling Club
Payneham Bowling Club

Penfield Bowling Club
Penola Bowling Club
Peterborough Bowling Club
Pinnaroo Bowling Club
Playford Bowling Club
Port Adelaide Bowling Club
Port Augusta Bowling Club
Port Broughton Bowling Club
Port Elliot Bowling Club
Port Germein Bowling Club
Port Lincoln Bowling Club
Port MacDonnell & District Bowling Club
Port Neill Bowling Club
Port Noarlunga Bowling Club
Port Pirie Bowling Club
Port Victoria Bowling Club
Port Vincent Memorial Bowling Club
Port Wakefield Bowling Club
Prospect Broadview Bowling Club
Quorn Bowling Club
Redhill Bowling Club
Renmark Bowling Club
The Lawns Renmark
Reynella Community Centre Bowling Club
Riverton Bowling Club
Robe Bowling Club

Robertstown Bowling Club
Rosewater Bowling Club
Saddleworth Bowling Club
Salisbury Bowling Club
Semaphore Bowling Club
Snowtown Bowling Club
Somerton Bowling Club
Spalding Memorial Bowling Club
Stansbury Bowling Club
Strathalbyn Bowling Club
Streaky Bay & District Bowling Club
Sturt Bowling Club
Swan Reach Bowling Club
Tailem Bend Bowling Club
Tanunda Bowling Club
Tarlee Bowling Club
Tintinara Bowling Club
Toorak Burnside Bowling Club
Torrensville Bowling Club
Tranmere Bowling Club
Trinity Gardens Bowling Club
Tumby Bay Bowling Club
Two Wells Bowling Club
Uraidla Bowling Club
Victor Harbor Bowling Club
Waikerie Bowling Club
Walkerville Bowling Club
Walleroo Bowling Club

Walleroo Mines Bowling Club
Warooka Bowling Club
Wasleys Bowling Club
Watervale Bowling Club
West Croydon & Kilkenny RSL Bowls Club
West Lakes Bowling Club
Whyalla Bowling Club
Whyalla Golf Bowling Club
Willunga Bowling Club
Wilmington Bowling Club
Wirrabara Bowling Club
Wirrulla Golf and Bowling Club
Woodside Bowling Club
Woodville Bowling Club
Wudinna & Districts Bowling Club
Yacka Bowling Club
Yankalilla Bowling Club
Yorketown Bowling Club
Zinc Broken Hill Bowling Club

Life Members

We wish to specially acknowledge our distinguished life members

- | | |
|--------------------------|----------------------------|
| 1978 Mal Brougham* | 2001 Brian Marsland OAM |
| 1983 Sadie Tonkin* | 2002 John McDougall OAM |
| 1986 Doreen Walding OAM* | 2003 Phyl Allen* |
| 1986 Brian Ford* | 2003 Brona Goldie |
| 1987 Joan Sims OAM* | 2003 Victor Brown OAM* |
| 1988 Robert Greenslade* | 2005 Murray Gerschwitz OAM |
| 1991 Jean Hayton* | 2005 Robert Peake* |
| 1991 Lois Kruger* | 2009 Carol Bammann |
| 1992 John Jenkins* | 2009 Robert Cooper |
| 1993 Rhonda Bray* | 2011 Robert Thomas* |
| 1994 Ruth Burton* | 2011 Kenn Rogers |
| 1994 Joy Smart* | 2014 Ivy Kluske |
| 1994 William Othams* | 2016 Ann Kennedy |
| 1995 William Tonkes OAM* | 2016 Nola Byass |
| 1995 Fran Arthur* | 2017 Beth Young |
| 1995 Judy Whiting | 2018 Carol Boyle OAM |
| 1996 Ivy Prosser* | 2018 Ian Hatcher OAM |
| 1996 James Evans OAM* | 2018 Peter Mueller |
| 1997 Heather Snewin* | 2021 Jim Roberts* |
| 1997 Beth James | 2021 Ron Mitchell* |
| 1997 Margaret Worsley* | 2022 Wayne Prosser* |
| 1998 Robert Pope* | 2022 Joan Prosser |
| 1999 Michael Brown | 2024 Sandy Wallace |
| 2000 James Baldwin* | |



Hall of Fame

We celebrate our Hall of Fame recipients as the leading contributors and legends of our sport

2011 Errol Bungey OAM
2011 Betty Greenslade (Schenke)
2011 Audrey Hefford*
2011 Des Moran MBE*
2011 Mary Ormsby OAM*
2011 Paul Richards*
2011 Alf Sandercock*
2011 Andrew Smith
2011 Ray Tume*
2011 Dorothy Wheeler*
2011 Arrienne Wynen
2012 Don Collins*
2012 David 'Verd' Hamblen*
2012 Shirley Kelly*
2012 Garnet Putland OAM*
2013 Riina Bradbrook
2013 John Greenslade*

2013 John Noonan
2013 David Stockham
2013 Hilda Pochon*
2014 Wally Bonaguro*
2014 Margaret Shillingford
2014 John Jenkins*
2014 John McDougall OAM
2014 Kenn Rogers
2015 Elliott Beasley*
2015 Ronald Ruediger*
2015 Ian Taylor
2015 Robert Cooper
2017 Ruth Street
2021 Dr Jack Petchell*
2021 Jeanette Hill
2024 Wayne Ruediger

Deceased*



**Connecting more people to
bowls in more ways more often.**





Pennant Winners

Barossa and Light Association

Thursday

Division	Gender	Club
One	Women	Tanunda
One	Men	Nuriootpa
Two	Men	Mount Pleasant

Saturday

Division	Gender	Club
One	Open	Angaston
Two	Open	Angaston
Three	Open	Angaston
Four	Open	Lyndoch

BMW Association

Thursday

Division	Gender	Club
Broughton One	Open	Clare Gold
Mid North One	Open	Robertstown
Mid North Two	Open	Burra Gold
Mid North Three	Open	Watervale
Wooroora One	Open	Wasleys

Saturday

Division	Gender	Club
Broughton One	Open	Brinkworth
Broughton Two	Open	Brinkworth
Mid North One	Open	Clare Blue
Mid North Two	Open	Spalding
Mid North Three	Open	Watervale
Wooroora One	Open	Hamley Bridge
Wooroora Two	Open	Port Wakefield
Wooroora Three	Open	Wasleys

Pennant Winners

Bowls Riverland Association

Wednesday

Division	Gender	Club
One	Women	Berri
Two	Women	Berri

Saturday

Waikerie	Gender	Club
One	Open	Berri
Two	Open	Loxton
Three	Open	Waikerie
Four	Open	Loxton
Five	Open	Monash

Eastern Eyre Association

Wednesday

Division	Gender	Club
One	Women	Cleve

Thursday

Division	Gender	Club
One	Women	Wudinna

Saturday

Division	Gender	Club
One	Women	Cleve Green

Pennant Winners

Great Southern Association

Thursday

Division	Gender	Club
One	Women	Goolwa
Two	Women	Encounter Bay
Three	Women	Yankalilla Black

Saturday

Division	Gender	Club
One	Open	McLaren Vale
Two	Open	McLaren Vale
Three	Open	Goolwa Black
Four	Open	Port Elliot
Five	Open	Port Elliot
Six	Open	Encounter Bay

Hills Association

Wednesday

Division	Gender	Club
One	Open	Lobethal
Two	Open	Oakbank 1

Thursday

Division	Gender	Club
Ladies	Women	Lobethal 1

Saturday

Division	Gender	Club
One	Open	Lobethal
Two	Open	Uraidla 1
Three Gold	Open	Mt Barker 1
Three Silver	Open	Mt Barker 2

Pennant Winners

Kangaroo Island Association

Thursday

Division	Gender	Club
One	Men	Kingscote
One	Women	Birchmore Orange

Saturday

Waikerie	Gender	Club
One	Open	Birchmore Orange

Lower Murray Bowling Association

Wednesday

Division	Gender	Club
One	Men	Karoonda - Mallee Fowls

Thursday

Division	Gender	Club
One	Women	Mannum Gold

Saturday

Division	Gender	Club
One	Open	Karoonda
Two	Open	Murray Bridge
Three	Open	Murray Bridge Blue

Pennant Winners

Lower South East Association

Wednesday

Division	Gender	Club
Mid Week	Open	Port MacDonnell

Friday

Division	Gender	Club
One	Women	Millicent Red
Two	Women	Naracoorte RSL

Saturday

Division	Gender	Club
One	Open	Mt Gambier
Two	Open	Kingston
Three South	Open	Mt Gambier RSL
Three North	Open	Kingston

Metro Bowls Association

Wednesday

Division	Gender	Club
Premier	Men	Hawthorn
One	Men	Modbury
Two North	Men	Salisbury
Two South	Men	Brighton
Three North	Men	Rosewater
Three South	Men	Ascot Park
Three East	Men	Payneham
Three West	Men	Glenelg
Four North	Men	Hope Valley
Four South	Men	Happy Valley
Four East	Men	Prospect Broadview
Four West	Men	Henley
Four South West	Men	Happy Valley
Four South Central	Men	Millswood
Four Central West	Men	Marion

Pennant Winners

Thursday

Division	Gender	Club
Premier	Women	Hawthorn
One	Women	Modbury
Two North	Women	Gawler
Two South	Women	Blackwood
Three North	Women	Woodville
Three South	Women	Hawthorn
Three East	Women	Hawthorn
Three West	Women	Marion

Saturday

Division	Gender	Club
Premier	Open	Somerton
One	Open	Hawthorn
Two	Open	Millswood
Three South	Open	Edwardstown
Three North	Open	Kensington/Marryatville
Four West	Open	Lockleys
Four East	Open	Millswood
Four South	Open	Port Noarlunga
Four North	Open	Tranmere
Five West	Open	Torrensville
Five East	Open	Walkerville
Five South	Open	Colonel Light Gardens
Five North	Open	Semaphore
Six West	Open	Somerton
Six East	Open	Hawthorn
Six South	Open	Hawthorn
Six North	Open	Rosewater
Seven Central	Open	Millswood
Seven West	Open	Somerton
Seven East	Open	Woodville
Seven South	Open	Happy Valley
Seven North	Open	Modbury

Pennant Winners

Mid Murray Bowling Association

Thursday

Division	Gender	Club
One	Open	Waikerie

Saturday

Division	Gender	Club
One	Open	Swan Reach

North Western Bowling Association

Wednesday

Division	Gender	Club
Blieschke Eastern	Men	Orroroo
Blieschke Western	Men	Port Pirie Red
Shield Winners	Men	Port Pirie Red

Thursday

Division	Gender	Club
One	Women	BHAS
Two	Women	BHAS Blue

Saturday

Division	Gender	Club
One Boucher	Open	Laura
Two O'Shaughnessy	Open	BHAS Red
Three MAhood	Open	Orroroo

Pennant Winners

Northern Yorke Peninsula Association

Wednesday

Division	Gender	Club
Mid-Week	Men	Wallaroo White

Thursday

Division	Gender	Club
One	Women	Moonta Red
Two	Women	Moonta Blue

Saturday

Division	Gender	Club
One	Open	Kadina
Two	Open	Wallaroo White
Three	Open	Moonta Red

Silver City Association

Saturday

Division	Gender	Club
One	Men	North Broken Hill

Pennant Winners

Southern Eyre Association

Wednesday

Division	Gender	Club
One	Open	Cummins Red
Two	Open	Port Lincoln Gold

Thursday

Division	Gender	Club
One	Open	Cummins Red

Saturday

Division	Gender	Club
One	Open	Port Lincoln Red
Two	Open	Tumby Purple

Southern Mallee Association

Saturday

Division	Gender	Club
One	Open	Parilla
Two	Open	Parilla

Pennant Winners

Southern Yorke Peninsula Association

Wednesday

Division	Gender	Club
Men's	Men	Port Vincent Black

Thursday

Division	Gender	Club
One	Women	Yorketown
Two	Women	Minlaton

Saturday

Division	Gender	Club
One	Open	Minlaton
Two	Open	Stansbury Blue

Spencer Gulf Association

Thursday

Division	Gender	Club
One	Open	Port Augusta Pink

Saturday

Division	Gender	Club
One	Open	Port Augusta Red
Two	Open	Port Augusta Blue

Pennant Winners

Upper South East Association

Thursday

Division	Gender	Club
One	Women	Keith

Saturday

Division	Gender	Club
One	Open	Tintinara
Two	Open	Tintinara

Western Eyre Peninsula Association

Thursday

Division	Gender	Club
One	Women	Streaky Bay Blue

Saturday

Division	Gender	Club
One	Men	Streaky Bay Gold



Events

Bowls SA Event Winners

BLBA Super Challenge

Angaston: Pairs: M Short, J Voigt
Triples: A Northcott, D Wilson, M Schutz
Fours: B Field, S Voigt, J Jensen, W Newell

Metro Club Super Challenge – Gold

Adelaide: Charlie Hicks, Kobe Jarman, Corey Hicks, Jamie Jarman, Johnathon Cooper, Cooper Hocking, Heather Gunn, Benjamin Massey, Paul Wilson, Tim Hicks

Metro Club Super Challenge - Bronze

Kensington Marryatville : Ryan Wilkins, David Freeman, Katie Gunning, Peter Douglas, Rod Squire, Bill Lewis, Heather Garnett, Ric Poyner, Margaret Lambert, Alan Lambert

Night Owls State Finals

Mallee Suns (Karoonda): Josh Porker, Chad Nassif, Shilo Dabinett, Rory O'Driscoll

Future Stars Winter Tournament Winners

Pairs: Jayden Green, Charlie Hicks (Sk)
Triples: Cameron Jamison, Indi Vass, Cooper Hocking (Sk)

Aus Indoor Qualifiers

Penny McCarthy, Katrina Green, Jayden Zeller, Nathan Cocks and Brad Errock



Metro Club Super Challenge – Silver

Hawthorn: Grant Fisher, Ron Zanker, Jim Bell, Anne Onto, Dennis Crawley, Steven Moloney, Malcolm Keller, Terry Onto, Shane Newton, Christine Keller



Events

Bowls SA Event Winners

Country Carnival

Men's:

Singles: Jono Voigt (Angaston)
Pairs: Wayne Collins (Waikerie), Jono Voigt (Angaston)
Fours: Gavin Sincock (Streaky Bay), Neville McCallum (Melrose), Gary Grund (Melrose), Joshua Calyun (Port Pirie) (Sk)

Women's:

Singles: Rachel Wolfenden (Victor Harbor)
Pairs: Michelle Barrett (Kingscote), Judy Bell (Kingscote) (Sk)
Fours: Ros Franks (Mallala), Maureen Pisano (Mallala), Kylie Day (Clare), Yvonne Kelly (Mallala) (Sk)

Country Round Robin

Region 4 North Eastern:

Team 1 - K Stokes, A Fulwood, M Short, P Gageler
Team 2 - S Eichenberger, C Hill, T Curtis, J Morris
Team 3 - G Johns, R Atkinson, S Knight, S Roberts
Team 4 - M Schutz, N Gageler, G Frahm, S Forbes
Team 5 - C Ah Chee, B Rowland, R Reynolds, A Hill

Women's Region 4 North Eastern:

Team 1 - J Gartner, B Symonds, J Morley, J Strauss
Team 2 - H Booth, J Healey, G Fromm, K Treloar
Team 3 - M Morrow, B Taheny, J Trezise, S Yates
Team 4 - J Barnett, K Mellon, S Charles, C Eichenberger

Prestige Medley

Region 12 Metro West:

Pairs: Isaac Trenorden, Nathan Black
Triples: Isaac Jesser, Ashley Halls, Marc Evans
Fours: Fergus Rowntree, Liam Coe, Jayden Zeller, Simon Geater-Johnson

Region 12 Metro West :

Pairs: Ellen Garratt, Sue Coultas
Triples: Lillian Sharman, Olivia Piper, Kate Argent-Bowden
Fours: Karen Gatto, Felicity Secomb, Pru Goonan, Jackie Field



Events

Bowls SA Event Winners

Seniors Supa Series

Winners

Copper Coast

Moonta:

Daryl Steinwedel, Ken Holtham, Gayle Steinwedel, Phil Marsden.

Wallaroo:

George Esca, Kevin Fox, Karl Kreuzer, David Martin.

Kadina:

Peter Crouch, Steve Jones, Peter Thaler, Royce Wilson.

Metro - Marion

Day 1:

Martin Hamil, Ray Bryant, Mike Bertelsmeier, Scott Benier.

Day 2:

Frank McAuliffe, Aldo Raponi, Ken Holtham, Darryl Gray.

Alexandrina

Goolwa:

Joe Connte, Noel Kneebone, Neville Mansell, Anthony Treloar.

Port Elliot:

James Buttfield, Geoff Coultas, Sue Coultas, Joe Ziniak

Riverland - Waikerie

Day 1:

Judy Strauss, Tim Strauss, Tony Eldredge, Grant Hall.

Day 2:

John Morena, Phil Ashton, Brenton Brown, Ron Reynolds.



Events

State Event Winners



State Singles Women:
Unyamane Muffatt (Brighton)



State Singles Men:
Craig Mills (Edwardstown)



State Pairs Women:
Pattey Burry (Parndana),
Michelle Barrett (Kingscote),
Sub Claire Downing (Parndana)



State Pairs Men:
Will McPharlin (Port Wakefield),
Craig Mills (Edwardstown) (Sk)



State Pairs Mixed:
Kate Argent-Bowden
(Holdfast Bay),
Nathan Black (Holdfast Bay) (Sk)



State Over 60's Pairs Women:
Raelene Heitmann (Modbury),
Vicki Arbon (Modbury)



State Over 60's Pairs Men:
Fred Kelly (Victor Harbor),
Ray Dienelt (McLaren Vale)



State Over 60's Pairs Mixed:
Gayle Steinwedel (Kingscote),
Daryl Steinwedel (Kingscote)



State Triples Women:
Hanika Booth (Nuriootpa),
Tamzin Jenke (Payneham),
Sherdon Bodnar (Adelaide) (Sk)



State Triples Men:
Samuel Dietrich (Ascot Park),
Samual Denton (Ascot Park),
Mitch Percy (Ascot Park) (Sk)



State Fours Women:
Margaret Chandler (Moonta),
Kellie Paul (Moonta),
Jenny Redshaw (Moonta),
Sharon Cavanagh (Moonta) (Sk)



State Fours Men:
Will McPharlin (Port Wakefield),
Andrew Hill (Berri),
Craig Mills (Edwardstown),
Nathan Black (Holdfast Bay) (Sk)



Under 18 Girls Singles:
Anda Panchawat (Brighton)



Under 18 Boys Singles:
Kobe Jarman (Adelaide)



Under 18 Open Pairs:
Samuel Milkins (Marion),
Liam Coe (Holdfast Bay)



Under 18 Open Triples:
Kobe Jarman (Adelaide),
Liam Coe (Holdfast Bay),
Charlie Hicks (Adelaide)



**Champion of Champion
Singles Women:**
Karen Gatto (West Lakes)




**Champion of Champion
Singles Men:**
Jono Voigt (Angaston)



Multi-Disability Pairs:
Aaron Emonson (Millicent),
Chris Flavel (Lockleys)



**Multi-Disability Intellectual
Singles:**
Jarrad Olsen (Balaklava)



Multi-Disability Para Singles:
Liam Buckley (Angaston)

High Performance International Achievements

Kudos to the talented bowlers excelling at the highest level, bringing pride to South Australia on the global stage.

A special mention goes out to Nathan Black for clinching the men's singles gold medal at the IIBC World Under 25 Indoor Championships in Scotland last December. Let's take a closer look at our outstanding international performers:

IIBC World Under 25 Indoor Singles Champion:

Nathan Black

IIBC World Under 25 Indoor Mixed Pairs Bronze Medallist:

Nathan Black (+Jessie Cottell)

2024 National Development Series:

Kate Argent-Bowden

2024 Right At Home Jackaroo Squad:

Nathan Black

2024 Right At Home Para Jackaroo Squad:

Chris Flavel

2024 Right At Home Emerging Jackaroo Squad:

Kate Argent-Bowden

2024 Right At Home Pathways Jackaroo Squad:

Grace Moloney & Jayden Zeller



High Performance National Achievements

Let's celebrate the achievements of those South Australians who represented our state at the Nationals Competition.

Para: Congratulations to Vanessa Wildy and Cathy Vluggen who took home a silver medal after a valiant effort against a classy Queensland pair. Congratulations to Mike Emberton and Andrew Read who collected a gold medal in the Men's 14 Point Pairs in a very tight, one-shot win over Victoria! Congratulations to Chris Flavel who knocked over Victoria in his epic singles match to claim gold in the Men's B7/8 Singles!

Under 18 Girls: Congratulations to the girl's fours where Daisy Coe, Indi Vass, Ava Vass and Anda Panchawat secured 3rd place against the eager WA/ACT team.

Under 18 Boys: Congratulations to the Boys Triples Cameron Hill, Cooper Hocking and Charlie Hicks who secured third place against a fighting Tasmanian team.

Over 60s Women: Congratulations to Beth Quinlan, Chris Thulborn, Anne Merritt and Lea Modra as they were awarded the most successful rink of the women's event, winning all seven encounters and finishing with +56 shot difference.

Over 60s Men: A thrilling final day of competition saw our Senior Men complete their championship strongly with a convincing win against New South Wales to finish 3rd, narrowly behind Victoria on 5 wins and 2 losses.

Women's: While battling it out for the Marj Morris Trophy our Women's Side celebrated a debut milestone for Evie Extton while Renata Callisto celebrated her 150th game for our state and went on to now hold the womens games played record. Unfortunately our Women's Side couldn't secure a medal after some close losses and epic encounters. At the conclusion of the competition our Women finished 6th with 3 wins and 4 losses.

Men's: Celebrating the milestones of Ben Bowman's debut, Scott Thulborn's 150th game and Craig Mills 100th game our Men's Side competed for the Alley Shield. The Men's Side also experienced the brunt of some strong competition finishing with 3 wins and 4 losses to finish 4th overall.

Head Coaches



Andrew Smith (Men's)



Tony Lucas (Women's)

Under 18s Coaches



Cath Greenslade (Girl's)



Jayden Zeller (Boy's)

Para Coaches



Anthony Moffatt



Julie Bannister

State Sides

State Sides

Women Team Members

Karen Gatto (West Lakes)
 Sheridon Bodnar (Adelaide)
 Tiffany Matulick (Salisbury)
 Laini McGorman (Adelaide)

Grace Moloney (Arthurton)
 Sharon Cavanagh (Moonta)
 Renata Callisto (Goolwa)
 Kate Argent-Bowden
 (Holdfast Bay)

Evie Exton (Marion)
 Debbie Dennis (Port Broughton)
 Cath Greenslade (Riverton)
 Katrina Green (Kapunda)

Coach: Tony Lucas (Somerton)
 Manager: Lyn Thatcher
 (Victor Harbor)

Men Team Members

Ben Bowman (Grange)
 Jono Voigt (Angaston)
 Craig Mills (Edwardstown)
 Nathan Black (Holdfast Bay)

Will McPharlin (Port Wakefield)
 Josh Studham (Somerton)
 Simon Dorr (Modbury)
 Wayne Ruediger (Grange)

Mitchell Percy (Ascot Park)
 Brett Davis (Adelaide)
 Tyson Wilson (Holdfast Bay)
 Scott Thulborn (Adelaide)

Coach: Andrew Smith
 (Ascot Park)
 Manager: Tim Hicks (Adelaide)

Senior Women Team Members

Anne Merritt (Wilunga)
 Lea Modra (Somerton)
 Chris Thulborn (Ascot Park)
 Beth Quinlan (Ascot Park)

Kristeena Kirchner (Payneham)
 Karin Lynch (Laura)
 Sue Maddern (Hahndorf)
 Sandy Wallace (Adelaide)

Faye Anderson (Ascot Park)
 Claire Eichenberger (Berri)
 Vicki Arbon (Modbury)
 Sue Hutchinson (Hahndorf)

Manager: Joan Prosser
 (Hawthorn)

Senior Men Team Members

Robert Flavel (Lockleys)
 Donald Bennett (Moonta)
 Gary Meekcoms (Modbury)
 Garry Smith (Laura)

Phil Marsden (Salisbury)
 Neville Mansell (Lobethal)
 Kenneth Holtham (Marion)
 Daryl Steinwedel (Kingscote)

Bob Scott (Bute)
 Tony Treloar (Ascot Park)
 Colin Harvey (Ascot Park)
 Peter Gageler (Zinc Broken Hill)

Manager: Peter Mueller
 (Naracoorte)



State Sides

Para Team Members

Chris Flavel (Lockleys)
Tom Gibbs (Victor Harbor)
Graeme Robertson
(Port Noarlunga)

Shane Danaher (Adelaide)
Mike Emberton (Morphett Vale)
Andrew Reed (Morphett Vale)

Cathy Vluggen (Wallaroo)
Vanessa Wildy (Port Noarlunga)

Coach: Anthony Moffatt
(Port Noarlunga)
Coach: Julie Bannister (Marion)

Under 18 Boys Team Members

Singles **Singles** Charlie Hicks

Pairs **Lead** Kobe Jarman
Skip Liam Coe

Triples **Lead** Cameron Hill
Second Cooper Hocking
Skip Charlie Hicks

Fours **Lead** Cameron Hill
Second Kobe Jarman
Third Cooper Hocking
Skip Liam Coe

Under 18 Girls Team Members

Singles **Singles** Evie Exton

Pairs **Lead** Anda Panchawat
Skip Evie Exton

Triples **Lead** Daisy Coe
Second Indiana Vass
Skip Ava Vass

Fours **Lead** Daisy Coe
Second Indiana Vass
Third Ava Vass
Skip Anda Panchawat



National Event Winners

Bowls SA was proud to send seven highly competitive sides to Perth for the 2023 Nationals. Encountering hot conditions with sunny skies, our sides played across three venues from 6 to 16 October 2023.

Under-18 Championships

Under 18 Girls:

Bronze Fours - Daisy Coe / Indi Vass / Ava Vass / Anda Panchawat (sk)

Under 18 Boys:

Triples Bronze - Cameron Hill / Cooper Hocking / Charlie Hicks (Sk)

Australian Championships -

Women's Triples:

Silver - Sue Phillips / Lee Robinson / Jacky Jacobs

Australian Championships -

Women's Pairs:

Silver - Cath Greenslade / Jodi Kotz

Australian Championships -

Women's Singles:

Silver - Lea Modra

South Australian Para Side

Womens's Open Pairs B5/8:

Silver - Vanessa Wildy & Cathy Vluggen

Men's B7/8 Singles:

Gold - Chris Flavel

Men's 14 Point Pairs:

Gold - Mike Emberton & Andrew Read

Champion of Champions

Gold - Laini McGorman



HEAD WEST

2023
NATIONALS
Perth, Western

PROUDLY
SUPPORTED



Financial Report

Bowls SA Incorporated

ABN: 87 400 912 739

Financial Report For The Year
Ended 30 June 2024

Your Board of Directors submit the financial report of the Bowls SA Incorporated for the financial year ended 30 June 2024.

Board Members

The names of the Board of Directors throughout the year and at the date of this report are:

Tim Dodds (President)
Isidoro Belluzzo
Oliva Piper (Appointed to Casual Vacancy 14/12/2023)
Karen Gatto
Kay Matthias
Ian James
Graham Houston

Independent Directors
Pia Bentick

Principal Activities

The principal activities of the association during the financial year as the governing body of Lawn Bowls in South Australia were to provide leadership, support and guidance to our clubs and through growth, achieve long term sustainability for the sport.

Significant Changes

No significant change in the nature of these activities occurred during the year.

Operating Result

The surplus for the 2024 financial year amounted to \$103,098 (2023: \$231,885 deficit).

Signed in accordance with a resolution of the Members of the Board.



Tim Dodds (President)



Paul Zerella

Dated this 26th day of August 2024

Financial Report

Statement of income and expenditure for the year ended 30 June 2024

INCOME	2024	2023
Clearance Fees	35,388	28,826
Club Member Registrations	751,657	674,647
Coaching Income	8,994	3,551
Grants	101,530	92,273
Investment Income	35,384	20,072
Officiating - Income	17,890	13,123
Other Income	141	0
Sale of Goods	1,257	970
Special Events/Projects	11,367	11,411
Sponsorship	24,773	17,500
Tournament Entry Fees	146,412	141,091
TOTAL INCOME	1,134,793	1,003,464

EXPENDITURE	2024	2023
Audit Fees	5,300	5,600
Bank Fees	696	948
Board / Committee expenses	1,321	1,067
Bowls Australia	224,543	194,264
Building - Repairs & Maintenance	545	284
Chief Executive Officer Expenses	1,336	2,766
Coaching Expenses	3,352	2,625
Computer & Database Expenses	75,407	87,143
Depreciation	14,470	14,667
Financial Advice Fees	0	2,573
High Performance General Expenses	61,501	104,695
Human Resources	434,305	565,670
Insurance	35,022	34,780
Interest Expense	115	0
Marketing Expenses	11,849	46,826
Motor Vehicle Expenses	1,974	2,186
Office Expenses	671	1,036
Officiating Expenses	5,374	633
Photocopier Expenses	2,011	2,069
Postage & Freight	915	1,651
Rent	21,070	19,449
Printing & Stationery	13,340	10,835
Special Events/Projects Expenses	22,688	25,111
Telephone & Fax	6,976	8,051
Tournament Expenses	75,852	99,027
Uniforms	6,553	0
WHS	4,511	1,392
TOTAL EXPENDITURE	1,031,695	1,235,349
NET CURRENT YEAR SURPLUS/(DEFICIT)	103,098	(231,885)

The accompanying notes form part of the financial statements.

Financial Report

Statement of financial position as at 30 June 2024

ASSETS	NOTE	2024	2023
CURRENT ASSETS		28,826	0
Cash and cash equivalents	2	1,192,377	1,071,853
Accounts receivable and other debtors	3	13,659	41,115
Other financial assets	4	638,491	593,570
TOTAL CURRENT ASSETS		1,844,527	1,706,538
NON-CURRENT ASSETS			
Property, plant and equipment	5	46,590	53,908
Right-of-use asset	8	12,391	2,162
TOTAL NON-CURRENT ASSETS		58,981	56,070
TOTAL ASSETS		1,903,508	1,762,608
LIABILITIES			
CURRENT LIABILITIES			
Accounts payable and other payables	6	36,337	50,193
Employee provisions	7	4,159	37,778
Lease liabilities	8	12,345	2,302
TOTAL CURRENT LIABILITIES		89,841	90,273
TOTAL LIABILITIES		89,841	90,273
NET ASSETS		1,813,667	1,672,335
EQUITY			
Revaluation Reserve	9	242,767	197,846
Retained surplus		403,478	307,067
Introduced Funds	9	1,167,422	1,167,422
TOTAL EQUITY		1,813,667	1,672,335

The accompanying notes form part of the financial statements.

Statement of changes in accumulated member's funds for the year ended 30 June 2024

	NOTE	Retained Surplus	Revaluation Reserve	Introduced Funds	Total
Balance at 1 July 2022		549,320	80,613	1,167,422	1,797,355
Net current year surplus/(deficit)		(231,885)	-	-	(231,885)
Increase/(decrease) on revaluation of Investments		-	117,233	-	117,233
Retained earnings adjustment		(10,368)	-	-	(10,368)
Balance at 30 June 2023		307,067	197,846	1,167,422	1,672,335
Balance at 1 July 2023		307,067	197,846	1,167,422	1,672,335
Net current year surplus/(deficit)		103,098	-	-	103,098
Increase/(decrease) on revaluation of Investments		-	44,921	-	44,921
Retained earnings adjustment		(6,687)	-	-	(6,687)
Balance at 30 June 2024		403,478	242,767	1,167,422	1,813,667

The accompanying notes form part of the financial statements.

Financial Report

Statement of cash flows for the year ended 30 June 2024

	NOTE	2024	2023
CASH FLOWS FROM OPERATING ACTIVITIES			
Contributions (members) received		1,142,503	1,011,256
Payments to suppliers and employees		(1,034,267)	(1,208,161)
Interest received		19,746	20,072
Net cash provided by/(used in) operating activities	13	127,982	(176,833)
CASH FLOWS FROM INVESTING ACTIVITIES			
Purchase of property, plant and equipment		(4,881)	(8,798)
Net cash provided by/(used in) investing activities		(4,881)	(8,798)
CASH FLOWS FROM FINANCING ACTIVITIES			
Repayment of lease liabilities		(2,577)	(2,700)
Net cash provided by/(used in) financing activities		(2,577)	(2,700)
Net increase/(decrease) in cash held			
Cash and cash equivalents at beginning of financial year		1,071,853	1,260,184
Cash and cash equivalents at end of financial year	2	1,192,377	1,071,853

The accompanying notes form part of the financial statements.

Notes to the financial statements for the year ended 30 June 2024

Note 1 Summary of Significant Accounting Policies

Basis of Preparation

These special purpose financial statements have been prepared in accordance with the Associations Incorporations Act (SA) 1985 and Australian Accounting Standards and the Interpretations of the Australian Accounting Standards Board. The Association is a not-for-profit entity for financial reporting purposes under Australian Accounting Standards.

These financial statements have been prepared in accordance with the recognition and measurement requirements specified by the Australian Accounting Standards and Interpretations issued by the Australian Accounting Standards Committee ('AASB') and the disclosure requirements of AASB 101 'Presentation of Financial Statements', AASB 107 'Statement of Cash Flows', AASB 108 'Accounting Policies, Changes in Accounting Estimates and Errors', AASB 1048 'Interpretation of Standards' and AASB 1054 'Australian Additional Disclosures', as appropriate for not-for-profit oriented entities and the significant accounting policies disclosed below, which the Board has determined are appropriate to meet the needs of users. Such accounting policies are consistent with those of previous periods unless stated otherwise.

The financial statements, except for the cash flow information, have been prepared on an accrual basis and are based on historical costs, modified, where applicable, by the measurement at fair value of selected non-current assets, financial assets and financial liabilities. The amounts presented in the financial statements have been rounded to the nearest dollar.

Accounting Policies

(A) Income Tax

The Association is a non-profit organisation under the Income Tax Assessment Act 1997 and is non-taxable nor is it accounted for.

(B) Property, Plant and Equipment

Plant and equipment are measured on the cost basis and are therefore carried at cost less accumulated depreciation and any accumulated impairment losses.

Depreciation

The depreciable amount of all fixed assets is depreciated on a straight-line basis over the asset's useful life commencing from the time the asset is available for use.

Leases

(C) The Association as lessee

At inception of a contract, the Association assesses if the contract contains or is a lease. If there is a lease present, a right-of-use asset and a corresponding lease liability are recognised by the Association where the Association is a lessee. However, all contracts that are classified as short-term leases (ie a lease with a remaining lease term of 12 months or less) and leases of low-value assets are recognised as an expense on a straight-line basis over the term of the lease.

Initially, the lease liability is measured at the present value of the lease payments still to be paid at commencement date. The lease payments are discounted at the interest rate implicit in the lease. If this rate cannot be readily determined, the Association uses the incremental borrowing rate.

Lease payments included in the measurement of the lease liability are as follows:

- fixed lease payments less any lease incentives;
- variable lease payments that depend on an index or rate, initially measured using the index or rate at the commencement date;
- the amount expected to be payable by the lessee under residual value guarantees;
- the exercise price of purchase options, if the lessee is reasonably certain to exercise the options;
- lease payments under extension options if lessee is reasonably certain to exercise the options; and
- payments of penalties for terminating the lease, if the lease term reflects the exercise of an option to terminate the lease.

The right-of-use assets comprise the initial measurement of the corresponding lease liability as mentioned above, any lease payments made at or before the commencement date, as well as any initial direct costs. The subsequent measurement of the right-of-use assets is at cost, less accumulated depreciation and impairment losses.

Financial Report

Notes to the financial statements for the year ended 30 June 2024

Right-of-use assets are depreciated over the lease term or useful life of the underlying asset, whichever is the shortest. Where a lease transfers ownership of the underlying asset, or the cost of the right-of-use asset reflects that the Association anticipates to exercise a purchase option, the specific asset is depreciated over the useful life of the underlying asset.

Concessionary Leases

For leases that have significantly below-market terms and conditions principally to enable the Association to further its objectives (commonly known as peppercorn/concessionary leases), the Association has elected to measure right of use assets at cost on initial recognition.

(D) Financial Assets

Investments in equity securities are held directly, classified as being available-for-sale, and stated at fair value. Any resultant gain or loss is recognised directly in equity, except for impairment losses.

To make such a determination that the financial asset has low credit risk, the Association applies its internal credit risk ratings or other methodologies using a globally comparable definition of low credit risk.

(E) Employee Provisions

Provision is made for the association's liability for employee benefits arising from services rendered by employees to the end of the reporting period. Employee provisions expected to be settled within one year have been measured at the amounts expected to be paid when the liability is settled, plus related on-costs.

A provision has been recognised for employee entitlements relating to long service leave for employees that have provided five years of service as at the date of these financial statements.

(F) Cash on Hand

Cash on hand includes cash on hand, deposits held at call with banks, other short-term highly liquid investments with original maturities of three months or less, and bank overdrafts.

(G) Accounts Receivable and Other Debtors

Accounts receivable and other debtors include amounts due from members as well as amounts receivable from customers for goods sold in the ordinary course of business. Receivables expected to be collected within 12 months of the end of the reporting period are classified as current assets. All other receivables are classified as non-current assets.

(H) Revenue and Other Income

The Association is first required to determine whether amounts received are accounted for as Revenue per AASB 15; Revenue from Contracts with Customers or Income per AASB 1058: Income of Not-for-Profit Entities.

Funding arrangements which are enforceable and contain sufficiently specific performance obligations are recognised as revenue under AASB 15. Otherwise, such arrangements are accounted for under AASB 1058, where upon initial recognition of an asset, the Association is required to consider whether any other financial statement elements should be recognised (for example, financial liabilities representing repayable amounts), with any difference being recognised immediately in profit or loss as income.

Income from affiliation fees and activities is based on the applicable bowls year to which it applies and is recognised as revenue in the period in which it relates.

All revenue is stated net of the amount of goods and services tax.

Interest Income

Interest income is recognised using the effective interest method.

Distribution Income

The Association recognises distributions from managed funds in profit or loss only when the right to receive payment of the distribution is established.

(I) Goods and Services Tax (GST)

Revenues, expenses and assets are recognised net of the amount of GST, except where the amount of GST incurred is not recoverable from the Australian Taxation Office (ATO).

Receivables and payables are stated inclusive of the amount of GST receivable or payable. The net amount of GST recoverable from, or payable to, the ATO is included with other receivables or payables in the statement of financial position.

Cash flows are presented on a gross basis. The GST components of cash flows arising from investing and financing activities which are recoverable from, or payable to, the ATO are presented as operating cash flows included in receipts from customers or payments to suppliers.

(J) Comparative Figures

When required by Accounting Standards, comparative figures have been adjusted to conform to changes in presentation for the current financial year.

Key Estimates and Judgements

Key Judgements

(i) Performance obligations under AASB 15

To identify a performance obligation under AASB 15, terms must be sufficiently specific to be able to determine when the obligation is satisfied. Management exercises judgement to determine whether the terms are sufficiently specific by taking into account any conditions specified in the arrangement, explicit or implicit, regarding the promised goods or services. In making this assessment, management includes the nature/ type, cost/ value, quantity and the period of transfer related to the goods or services promised.

(ii) Lease term and option to extend under AASB 16

The lease term is defined as the non-cancellable period of a lease together with both periods covered by an option to extend the lease if the lessee is reasonably certain to exercise that option; and also periods covered by an option to terminate the lease if the lessee is reasonably certain not to exercise that option. The options that are reasonably certain to be exercised is a key management judgement that the Association will make. The Association determines the likeliness to exercise the options on a lease-by-lease basis looking at various factors such as which assets are strategic and which are key to the future strategy of the Association.

(I) New and Amended Accounting Policies Adopted by the Company

There are no new or amended accounting standards which had an impact on the Association during this reporting period.

Financial Report

Notes to the financial statements for the year ended 30 June 2024

Note 2 Cash and Cash Equivalents

	NOTE	2024	2023
Cash at bank - unrestricted		334,735	784,217
Short term investments - bank deposits		857,632	287,636
		1,192,377	1,071,853

Note 3 Accounts Receivable and Other Debtors

	NOTE	2024	2023
CURRENT			
Accounts receivable		5,001	18,332
GST receivable		-	7,668
Investment distribution receivable		8,658	7,860
Prepayments		-	7,255
Total current accounts receivable and other debtors		13,659	41,115

Note 4 Financial Assets

	NOTE	2024	2023
CURRENT			
Financial assets mandatorily measured at fair value through profit or loss	4A	638,491	593,570
Total current assets		638,491	593,570

(A) Financial assets mandatorily measured at fair value through profit or loss

	NOTE	2024	2023
CURRENT			
Listed investments: - shares in listed exchange traded funds		638,491	593,570
Total financial assets mandatorily measured at fair value through profit or loss		638,491	593,570

Note 5 Property, Plant and Equipment

	NOTE	2024	2023
Plant and equipment:			
At cost		155,700	150,819
Accumulated depreciation		(109,110)	(96,911)
		46,590	53,908
Motor vehicles:			
At cost		24,127	24,127
Accumulated depreciation		(24,127)	(24,127)
		-	-
Total property, plant and equipment		46,590	53,908

Note 6 Accounts Payable and Other Payables

	NOTE	2024	2023
CURRENT			
Accounts payable		12,635	16,654
Accrued expenses		-	5,198
Commissions payable		10,732	10,732
Credit card		2,734	1,680
PAYG payable		6,894	5,430
GST Payable		3,342	-
Superannuation payable		-	10,499
		36,337	50,193

Note 7 Employee Provisions

	NOTE	2024	2023
CURRENT			
Employee provisions - annual leave entitlements		25,131	23,275
Employee provisions - long service leave		16,028	14,503
Total provisions		41,159	37,778

Financial Report

Notes to the financial statements for the year ended 30 June 2024

Note 8 Right-of-use Assets

The Association's lease portfolio includes equipment and premises.

(A) Options to Extend or Terminate

There were no extension options for equipment leases.

i) AASB 16 related amounts recognised in the balance sheet

Right-of-use assets	2024	2023
Leased plant and equipment	12,500	10,578
Accumulated depreciation	(109)	(8,416)
Total right-of-use asset	12,391	2,162

Note 9 Reserves

A. Introduced funds reserve

The introduced funds reserve represents funds set aside for future expansion of the association.

B. Revaluation reserve

The revaluation reserve records changes in fair value of financial assets.

Note 10 Capital and Leasing Commitments

At 30 June 2024, the Board is not aware of any capital commitments, which have not already been recorded elsewhere in this financial report.

Note 11 Contingent Liabilities

At 30 June 2024, the Board is not aware of any liability, contingent or otherwise, which has not already been recorded elsewhere in this financial report.

Note 12 Events after the Reporting Period

At the date of this report, the Board is not aware of any event subsequent to the reporting date that would have a material impact on this financial report.

Note 13 Cash Flow Information

Reconciliation of cash flows from operating activities with net current year surplus	2024	2023
Net current year surplus/(deficit)	103,098	(231,885)
Adjustments for:		
- Depreciation expense	14,470	14,667
- Retained earnings adjustments	(6,687)	(10,368)
Movements in working capital:		
- (Increase)/decrease in accounts receivable and other debtors	27,456	27,864
- (Increase)/decrease in inventories on hand	-	-
- Increase/(decrease) in accounts payable and other payables	(13,856)	13,995
- Increase/(decrease) in employee provisions	3,501	8,894
Net cash generated by operating activities	127,982	(176,833)

Note 14 Auditor's Remuneration

Remuneration of the auditor:	2024	2023
- Auditing or reviewing the financial statements	5,300	5,600
	5,300	5,600

Note 15 Association Details

The registered office of the association is:

Bowls SA Incorporated
583A Anzac Highway, Glenelg North SA 5045

The principal place of business is:

Bowls SA Incorporated
583A Anzac Highway, Glenelg North SA 5045

Financial Report

Bowls SA Incorporated

ABN: 87 400 912 739

Financial Report For The Year Ended 30 June 2024

The Board has determined that the Association is not a reporting entity and that this special purpose report should be prepared in accordance with the accounting policies outlined in Note 1 to the financial statements.

In the opinion of the Board the financial report comprising the income and expenditure statement, statement of financial position, statement of changes in accumulated member's funds, statement of cash flows and the notes to the financial statements:

1. present fairly the financial position of Bowls SA Incorporated as at 30 June 2024 and its performance for the year ended on that date;
2. at the date of this statement, there are reasonable grounds to believe that Bowls SA Incorporated will be able to pay its debts as and when they fall due.


Tim Dodds (President)


Paul Zerella

Dated this 26th day of August 2024

In accordance with Section 35(5) of the Associations Incorporation Act (SA) 1985, the Board of Bowls SA Incorporated hereby state that during the financial year to which the accounts relate:

1. No officer of Bowls SA Incorporated, or a firm which the officer is a member, or a corporation in which the officer has substantial financial interest, has received or become entitled to receive a benefit as a result of a contract between the Officer, a firm of which the officer is a member or a corporation in which the officer has a substantial financial interest and Bowls SA Incorporated.
2. No officer of Bowls SA Incorporated has received directly or indirectly from Bowls SA Incorporated any payment or other benefit of a pecuniary value other than minor emoluments based primarily on expenditure incurred.

This report is made in accordance with a resolution of the Board and is signed for and on behalf of the Board by:


Tim Dodds (President)


Paul Zerella

Dated this 26th day of August 2024

Auditor Report

Scope

We have audited the financial statements of Bowls SA Incorporated for the year ended 30 June 2024 comprising Statement of Financial Position (Net Assets \$1,813,667), Statement of Income and Expenditure (Net Loss \$103,098), Statement of Cash Flows and the Notes to the Accounts.

The elected Committee of the Association is responsible for the preparation of the financial statements. We have conducted an independent audit of these financial statements in order to express an opinion on them to the members.

The audit has been conducted in accordance with Australian Auditing Standards to provide reasonable assurance whether the financial statements are free of material misstatement.

Our procedures include examination, on a test basis, of evidence supporting the amounts and other disclosures in the financial statements, and the evaluation of accounting policies and significant accounting estimates.

These procedures have been undertaken to form an opinion whether, in all material respects, the financial statements are presented fairly in accordance with Australian Accounting Standards, other mandatory professional reporting requirements and the provisions of the Associations Incorporation Act (SA) so as to present a view which is consistent with our understanding of the Association's financial position, the results of its operations and cash flows.

The audit opinion expressed in this report has been formed on the above basis.

Audit opinion

In our opinion the financial statements present fairly in accordance with applicable Accounting Standards, other mandatory professional reporting requirements and the Associations Incorporation Act (SA), the financial position of Bowls SA Incorporated as at 30 June 2024 and the results of its operations and cash flows for the year then ended.

Independence declaration

Pursuant to the requirements of Section 307C of the Corporations Act 2001, I declare that, to the best of my knowledge and belief, during the year ended 30 June 2024 there have been:

1. No Contraventions of the auditor independence requirements as set out in the Corporations Act 2001 in relation to the audit ; and
2. No Contraventions of any applicable code of professional conduct in relation to the audit.

Professional Business Solutions

685 South Road
Black Forest SA 5035



Anthony Burt CPA
19th August 2024



**PROFESSIONAL
BUSINESS
SOLUTIONS**

PBS PARTNERS
ASN 40 271 902 293

BUSINESS DEVELOPMENT
SPECIALISTS AND
ACCOUNTANTS

685 SOUTH ROAD
BLACK FOREST SA 5035

TELEPHONE (08) 8351 0510
TOLL FREE 1800 809 131
FACSIMILE (08) 8297 8887

POSTAL ADDRESS
PO BOX 110
GOODWOOD SA 5034

EMAIL: reception@pbsaccountants.com
WEBSITE: www.pbsaccountants.com

Additional Governance Report

A key priority for the Australian Sports Commission to measure all sports governance maturity in line with the Nine Sports Governance Principle.

As part of the annual governance performance cycle, Bowls SA Board of Directors are required to provide an overview of their performance, through a Sports Governance Standards self-assessment.

PRINCIPLE 1

The spirit of the game - values-driven culture and behaviours

PRINCIPLE 2

The team - aligned sport through collaborative governance

PRINCIPLE 3

The gameplan - a clear vision that informs strategy

PRINCIPLE 4

The players - a diverse board to enable considered decision-making

PRINCIPLE 5

The rulebook - documents that outline duties, powers, roles and responsibilities

PRINCIPLE 6

The playbook - board processes which ensure accountability and transparency

PRINCIPLE 7

The defence - a system which protects the organisation

PRINCIPLE 8

The best and fairest - a system for ensuring integrity

PRINCIPLE 9

The scorecard - embedded systems of internal review to foster continuous improvement

Bowls SA (BSA) has addressed a number of items within its GOE plan over the past twelve months including:

- Review and updating of the BSA Board Charter
- Formal review of the Director's Code of Conduct (within the BSA Board Charter), including publication to the BSA website
- Commencement of a board evaluation process and schedules annual evaluation in board calendar
- Additional content within the Annual Report to reflect key governance outcomes.

Bowls SA continues to further improve governance processes within its Governance and Organisation Enhancement Plan. Items to be addressed during FY 2024/25 will include:

2022/23

National Expected maturity score is 4.0

PRINCIPLE 1 - 2.7
PRINCIPLE 2 - 3.3
PRINCIPLE 3 - 3.0
PRINCIPLE 4 - 2.8
PRINCIPLE 5 - 2.4
PRINCIPLE 6 - 2.2
PRINCIPLE 7 - 1.7
PRINCIPLE 8 - 2.9
PRINCIPLE 9 - 2.9

2023/24

National Expected maturity score is 4.0

PRINCIPLE 1 - 4
PRINCIPLE 2 - 3.2
PRINCIPLE 3 - 4
PRINCIPLE 4 - 3.1
PRINCIPLE 5 - 3
PRINCIPLE 6 - 2
PRINCIPLE 7 - 4
PRINCIPLE 8 - 3.7
PRINCIPLE 9 - 3.5



BOWLS
SA

Thank you

583a Anzac Hwy,
Glenelg North SA 5045
www.bowlssa.com.au
reception@bowlssa.com.au
(08) 8234 7544